

# TRUFLO™ SAMPLE MONITOR

Continuous real-time flow measurement

Eliminates guesswork

Reduces sample repeats

Sounds out-of-range alarm

Ideal for sample introduction by peristaltic pump or natural aspiration

Suitable for all ICP-OES and ICP-MS models



Do you ever need to repeat the analysis of a sample due to:

- A blocked nebulizer?
- Worn peristaltic pump tubing?
- Incorrect pressure of the pump tubing clamp?

With the digital display of the TruFlo™ Sample Monitor, you always know the actual rate of sample uptake to your nebulizer. This enhances the day-to-day reproducibility of your results and reduces the need to repeat measurements due to a blocked nebulizer, worn pump tubing or incorrect clamping of the pump tube. And the borosilicate glass sample path ensures that there is no memory effect or sample contamination. The TruFlo can even sound an alarm if the sample uptake is outside your specified limits.

The TruFlo is also ideal if you are relying on the natural aspiration of the nebulizer. Many operators, particularly of ICP-MS, use natural aspiration in order to eliminate the effect of peristaltic pump noise from their measurements. With the TruFlo, you always know what your sample uptake is and you can take immediate corrective action if there is any change.

The actual sample flow is shown on the TruFlo's inbuilt digital display and a graph of the flow versus time can also be displayed on your computer.

## Specifications

Sample path: borosilicate glass. Suitable for aqueous solutions, organic solvents, most acids. Not suitable for hydrofluoric acid (HF).

Flow sensor: non-invasive thermoelectric sensor

Measurable flow range: 0 – 4.0mL/min

Calibrated flow range: 0.2 – 4.0mL/min. The TruFlo can be used at sample flows below 0.2mL/min with very good repeatability but the accuracy may be outside the specified range.

Calibration solution: deionized water. The TruFlo is effective in identifying any change in sample flow with non-aqueous solutions, even though the absolute accuracy of the flow reading may be outside the specified range.

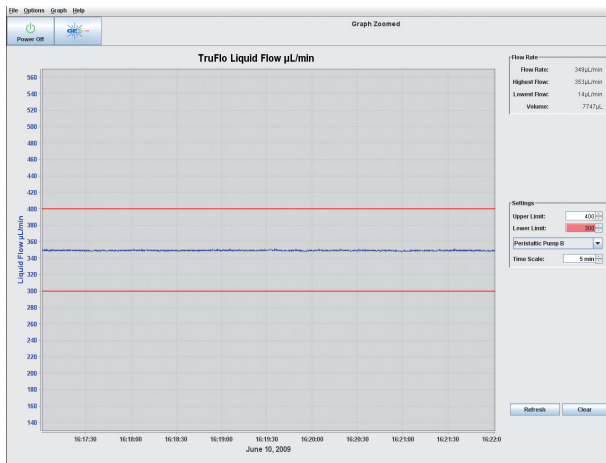
Accuracy of flow reading: +/-5% (with deionized water, within calibrated flow range).

Internal volume: 0.13mL

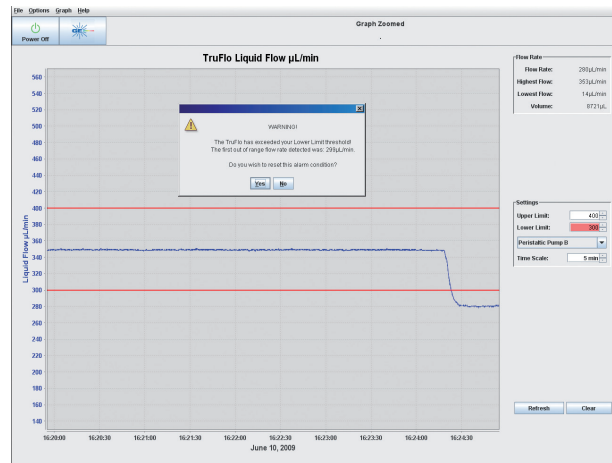
Weight: 300g

Size: 100 x 40 x 60mm

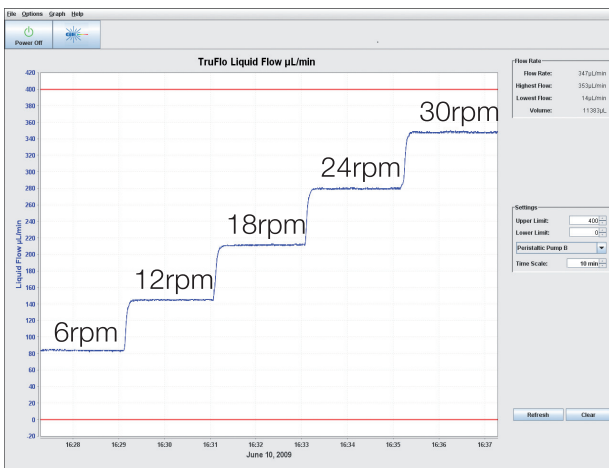
The software supplied with the TruFlo provides a graph of sample flow versus time, together with your selected flow limits.



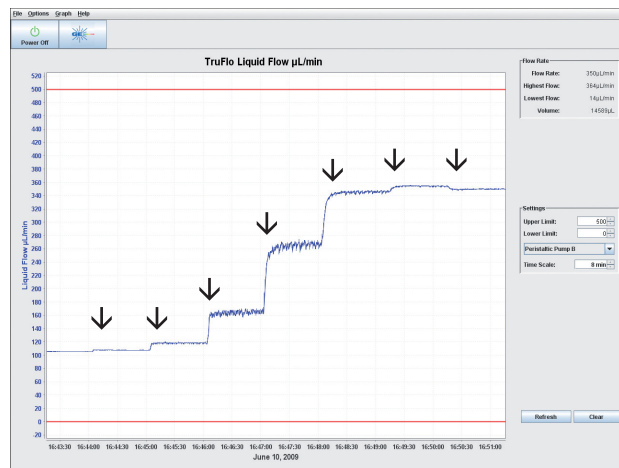
You can set the upper and lower limits of your acceptable sample flow range.



You receive a warning on the screen, as well as an audible alarm, if the sample flow moves outside the acceptable range.



You always know the actual sample flow and you do not need to worry about converting pump revolutions to sample flow.



The realtime flow display enables you to optimise the pressure on the peristaltic pump tubing. The clamp was tightened by a half turn at each arrow.

Contact us to find out how TruFlo can improve the reliability of your ICP measurements.

#### INTERNATIONAL

Glass Expansion • 15 Batman Street • West Melbourne • Vic 3003, Australia  
 Telephone: +61 3 9320 1111 • Toll Free (Aust): 1800 777 638  
 Facsimile: +61 3 9320 1112 • Email: enquiries@geicp.com

#### AMERICAS

Glass Expansion • 4 Barlows Landing Road • Unit 2A • Pocasset, MA 02559, USA  
 Telephone: 508 563 1800 • Toll Free (US): 800 208 0097  
 Facsimile: 508 563 1802 • Email: geusa@geicp.com

[www.geicp.com](http://www.geicp.com)



**GLASS EXPANSION**  
 Quality By Design