

EZRAMAN-N-785 SERIES

AFFORDABLE RAMAN ANALYZER

The EZRaman-N Series is a “step up” in performance for low cost routine Raman analysis. With its advanced design, the EZRaman-N system improves the sensitivity of affordable Raman instruments for laboratory applications. They are ideal for substance identification, teaching, research, and quality control or other applications needing an affordable, yet advanced performance Raman system.



The EZRaman-N system features a narrow linewidth frequency stabilized laser, high throughput fiber optics probe, and an optically fast (f/1.6) spectrograph with TE cooled CCD detector. This system is easy to use with powerful and user-friendly RamanReader software, while providing excellent long term reliability with minimal maintenance.

Features and Benefits

Sensitivity

- + Improved sensitivity with high throughput (f/1.6) optical design
- + Shorter integration time give better reaction monitoring snapshots
- + Excellent fluorescence rejection

Reliability & Stability

- + Actuate and system to system and day to day repetition. Get the same results everyday on every instrument
- + No moving parts in instrument provide highly repeatable and reliable spectral data.

Ease of use

- + Intuitive, simple, and powerful software interface
- + No or minimal sample preparation
- + Fiber optic probe enables flexible sampling configuration

Portability

- + Compact and robust; easy to move from one location to another
- + Rugged construction for long-term stability and little maintenance

High Value

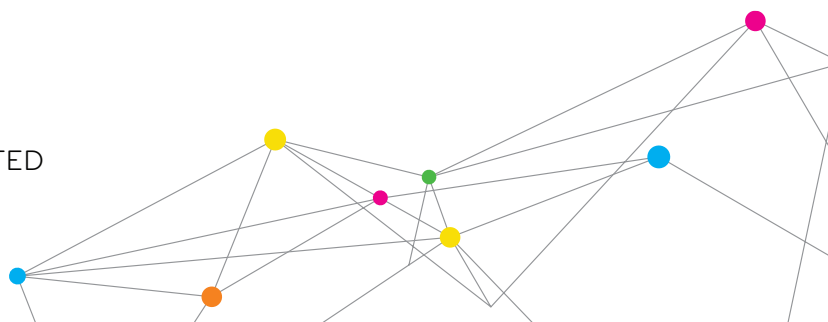
- + Laboratory performance at a low price

Applications

- + Chemicals
- + Gemology, mineralogy and geology
- + Polymer and plastics
- + Pharmaceutical process



UNDERSTANDING, ACCELERATED



SPECIFICATIONS

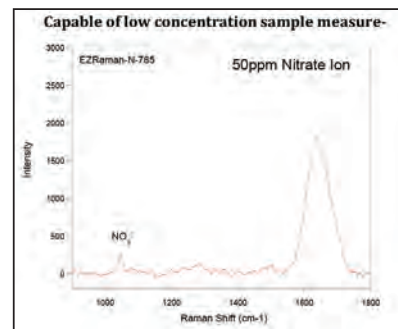
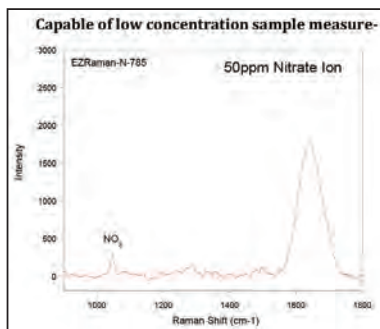
EZRAMAN-N-785 SERIES HANDHELD RAMAN ANALYZER

Model	EZRaman-N-785-A1	EZRaman-N-785-A2	EZRaman-N-785-A3	EZRaman-N-785-B
Excitation Laser (nm)	785nm frequency stabilized, narrow linewidth diode laser ; Laser linewidth <0.15nm			
Laser Power (mW)	~300mW Output power ; Laser Shutter Control, Optical Power adjustable from 0 to full power			
Laser lifetime	10,000 hours			
Detector	High throughput f/1.6 CCD Spectrograph; CCD detector cooled to 30°C below ambient			
Spectral range	100-2200 cm ⁻¹	250-2350 cm ⁻¹	300-1800 cm ⁻¹	100-3300 cm ⁻¹
Average spectral resolution	6 cm ⁻¹	6 cm ⁻¹	7 cm ⁻¹	6.5 cm ⁻¹
Pixel resolution	1.3 cm ⁻¹ /pixel	1.3 cm ⁻¹ /pixel	2.3 cm ⁻¹ /pixel	1.8 cm ⁻¹ /pixel
Fiber-Optic Probe	HRP-8 High throughput fiber optics probe Rayleigh rejection O.D. >8 at laser wavelength 7 mm working distance from tip of probe to focal point (standard: other working distances available) 1.2meter jacketed fiber optics cable (optional 3meter)			
Software	RamanReader™ data acquisition and spectra management software Data files can be saved as .TXT, .SPC, .DAT, .XLS, or .BMP formats Timechart & TimeTrend function for real time reaction monitoring Direct Export/Link to GRAMS for Post Processing and Modeling Sample identification with spectral ID or KnowItAll(Optional function)			
Operating Temperature	10°C - 40°C, With Thermal Shutdown Protection			
Power Requirement	19VDC power supply, 100 -220 VAC 50/60 Hz input			
Physical				
Dimension (L x W x H)"	11.25" x 8.6" x 7"			
Weight	0.1868			
System Warranty				
One Year for Parts and Labor				
Accessories (Optional)				
+ Microscope adaptor + Liquid sample holder + Laser safety Goggles + Enwave Gemstone database + Commercial Raman database				

Specifications are subject to change without notice.

Appropriate safety guidelines should be followed when operating this instrument. Complies with 21 CFR 1040.10 and 1040.11

TSI and the TSI logo are registered trademarks, and ChemLogix is a trademark of TSI Incorporated.



UNDERSTANDING, ACCELERATED

TSI Incorporated - Visit our website www.tsi.com for more information.

USA Tel: +1 800 874 2811 **India** Tel: +91 80 67877200
UK Tel: +44 149 4 459200 **China** Tel: +86 10 8219 7688
France Tel: +33 4 91 11 87 64 **Singapore** Tel: +65 6595 6388
Germany Tel: +49 241 523030