

LINSEIS

pushing boundaries

PLH L53 500

thermal conductivity of μm
films, foils and membranes

Periodic
**Laser
Heating**



Since 1957 LINSEIS Corporation has been delivering outstanding service, know-how and leading innovative products in the field of thermal analysis and thermo-physical properties.

Customer satisfaction, innovation, flexibility, and high quality are what LINSEIS represents. Thanks to these fundamentals, our company enjoys an exceptional reputation among the leading scientific and industrial organizations. LINSEIS has been offering highly innovative benchmark products for many years.

The LINSEIS business unit of thermal analysis is involved in the complete range of thermoanalytical equipment for R&D as well as quality control. We support applications in sectors such as polymers, chemical industry, inorganic building materials, and environmental analytics. In addition, thermophysical properties of solids, liquids, and melts can be analyzed.

Rooted in a strong family tradition, LINSEIS is proudly steered into its third generation, maintaining its core values and commitment to excellence, which have been passed down through the family leadership. This generational continuity strengthens our dedication to innovation and quality, embodying the essence of a true family-run business.

LINSEIS provides technological leadership. We develop and manufacture thermoanalytic and thermophysical testing equipment to the highest standards and precision. Due to our innovative drive and precision, we are a leading manufacturer of thermal analysis equipment.

The development of thermoanalytical testing machines requires significant research and a high degree of precision. LINSEIS Corp. invests in this research to the benefit of our customers.

CLAUS LINSEIS
CEO DIPL. PHYS.



To strive for the best due diligence and accountability is part of our DNA. Our history is affected by German engineering and strict quality control.

We want to deliver the latest and best technology for our customers. LINSEIS continues to innovate and enhance our existing thermal analyzers. Our goal is to constantly develop new technologies to enable continued discovery in Science.



Engineering & Innovation

Periodic Laser Heating

The characterization of micrometer materials is a critical issue today due to ongoing R&D for new technologies, such as battery and hydrogen applications, as well as miniaturization efforts.


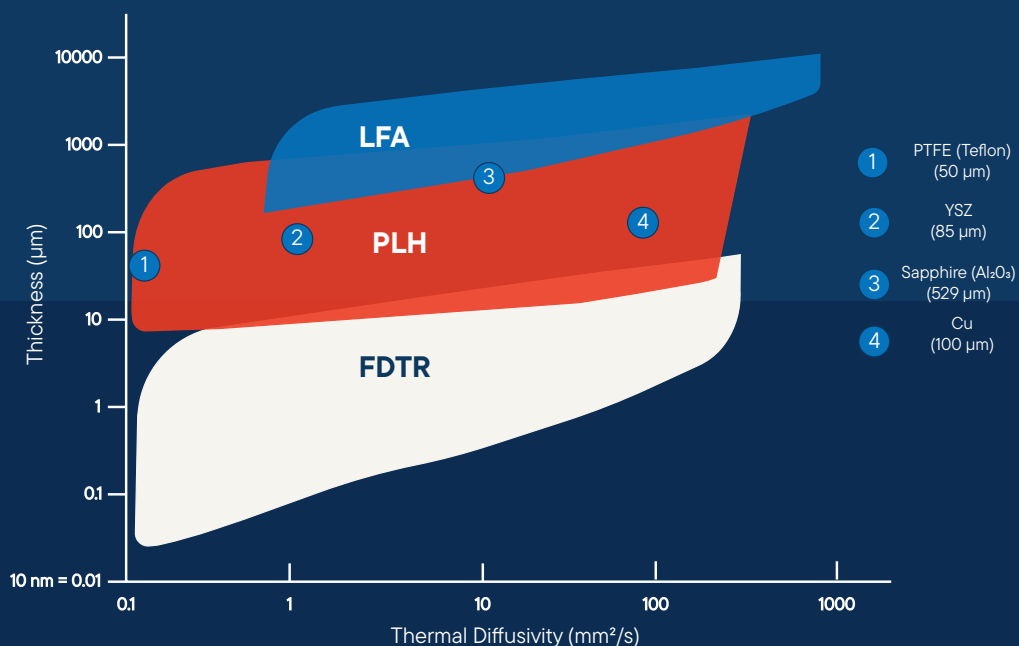
Due to the large surface to volume ratio, these types of materials need to be studied separately from bulk materials, but sample preparation and measurements can be very challenging.

In addition to our well-established laser flash technique, the PLH setup allows us to extend the measurement range of our non-destructive optical instruments in terms of thickness and thermal transport properties.

The PLH has been developed and optimized to characterize samples with high accuracy over a measurement range of sample thickness from 10 μm to 500 μm and a thermal diffusivity range of 0.01 - 2000 mm^2/s .

The system can handle a wide range of materials. It is possible to measure samples with semiconducting behavior as well as metals, ceramics or polymers. Typical applications include freestanding films and membranes for the battery and hydrogen industries.

Overview of our optical measurement devices



Instrument

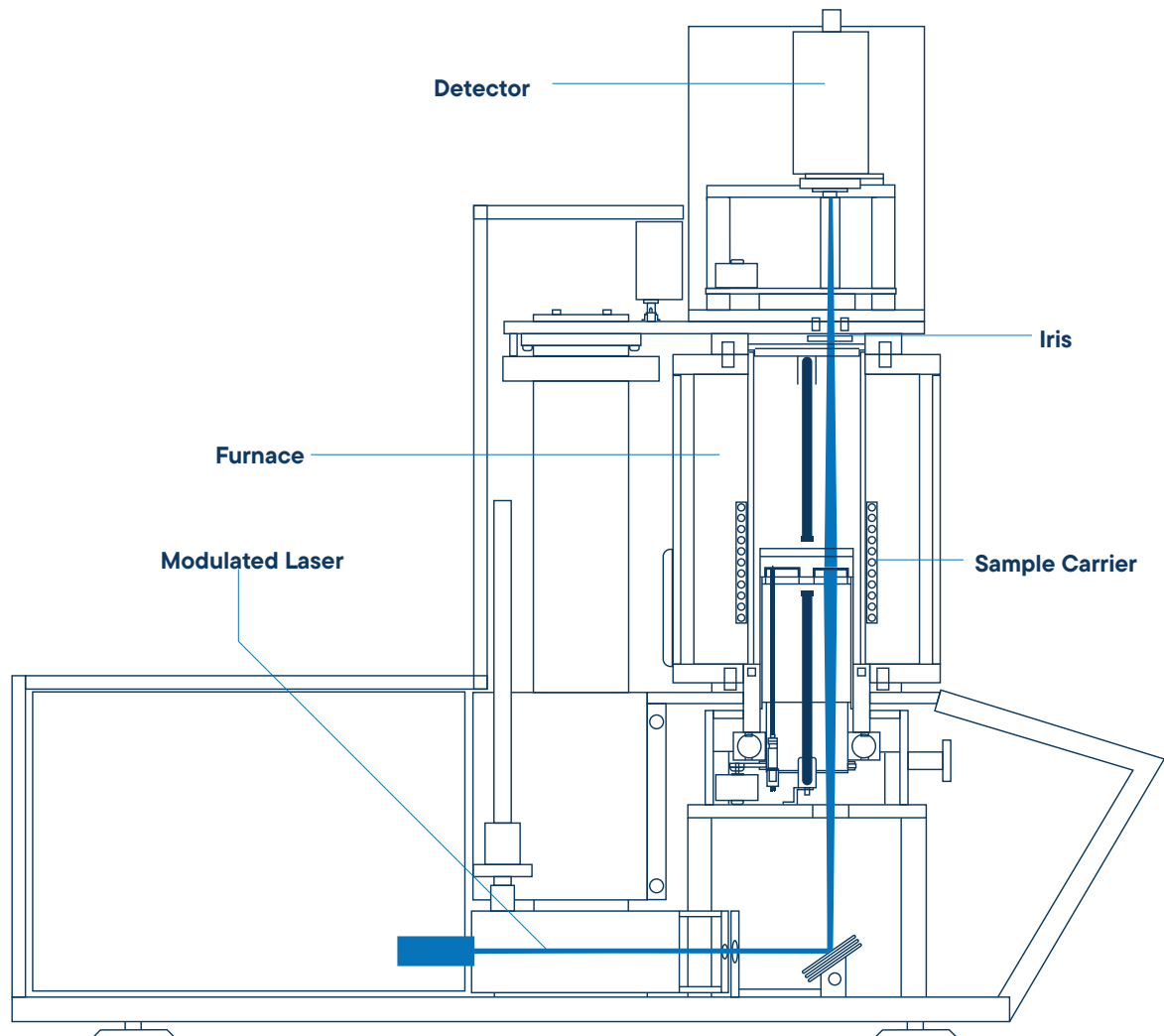
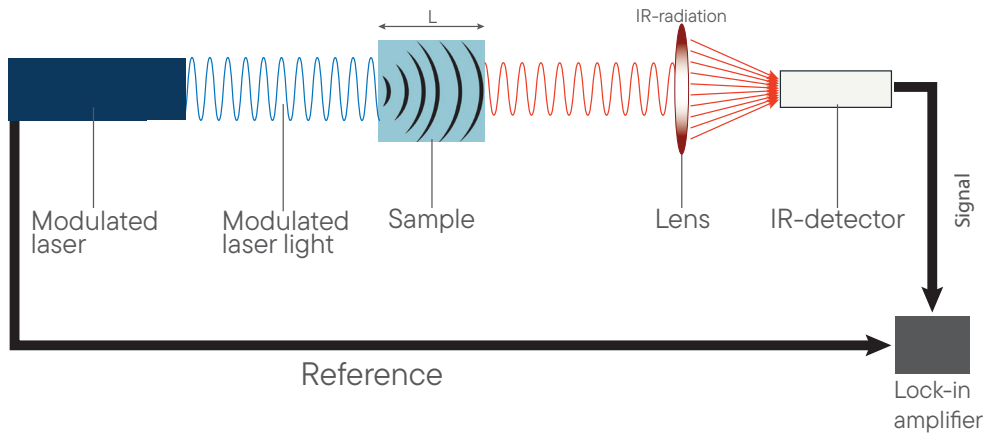


Illustration of a PLH configuration

- temperature range RT up to 300 °C
- thickness from 10 μm up to 500 μm
- multi-sample robot
- fully-automatic operation
- measures thermal conductivity as well as thermal diffusivity
- requires a minimum of input parameters

Mode

Cross-Plane Periodic Laser Heating



The system uses a diode laser to periodically heat the backside of a sample with continuous amplitude modulated laser light. This energy is absorbed by the sample on its rear side and induces a thermal wave within the sample. The thermal wave propagates through the sample to its front side, where the initially absorbed thermal energy is emitted as infrared light. The resulting frontside temperature oscillation is recorded using an IR detector, as shown in the figure below.

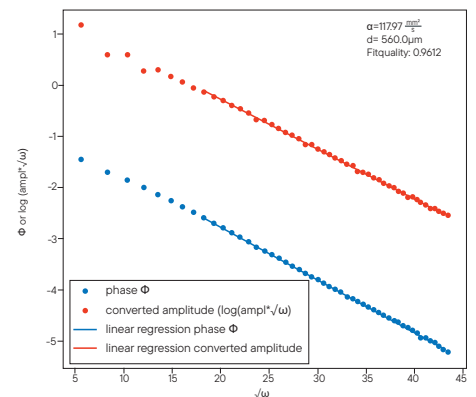
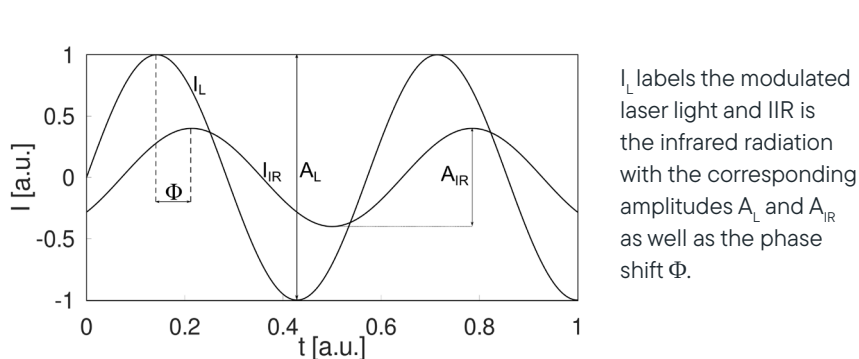
$$\alpha_{\Phi, \text{amp}} = \frac{L^2}{2m^2_{\Phi, \text{amp}}}$$

$$\alpha = \sqrt{\alpha_{\Phi} \alpha_{\text{amp}}}$$

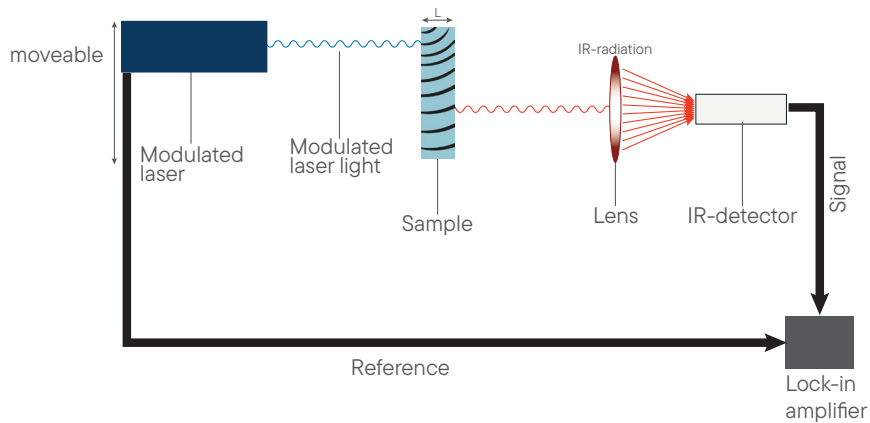
Due to the thermal transport properties of the sample, a characteristic behavior of the phase shift and amplitude of the resulting signal can be observed.

α = Thermal diffusivity [m^2/s]
 L = Sample height [m]
 m = Slope of the linear range [$1/\text{s}$]

Evaluation of thermal conductivity, thermal diffusivity, and volumetric specific heat capacity performed using our comprehensive Linseis software package. The only input parameter required is the sample thickness.



In-Plane Periodic Laser Heating



Additionally, the system is capable of measuring the in-plane thermal diffusivity through the use of a horizontal offset stage, while simultaneously exciting the sample with continuous amplitude modulated laser light.

Depending on the in-plane thermal diffusivity of the sample, a characteristic behaviour of the measured phase shift and amplitude with respect to the lateral offset between laser and detector can be observed.

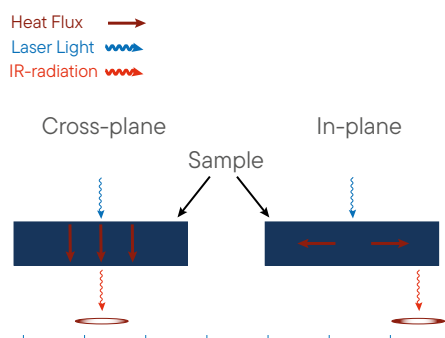
This methodology enables the intricate relationship between thermal conductivity and diffusivity to be elucidated, thereby yielding insights which may have significant implications for the landscape of material science.

Through precise in-plane measurements, thermal bottlenecks can be identified and optimal design solutions can be determined to enhance the performance and efficiency of technologies based on anisotropic materials. The evaluation of the in-plane thermal diffusivity can be performed using the comprehensive Lin-seis software package **without knowing any other input parameters.**

$$\alpha_{\Phi,amp} = \frac{\omega}{2m_{\Phi,amp}^2}$$

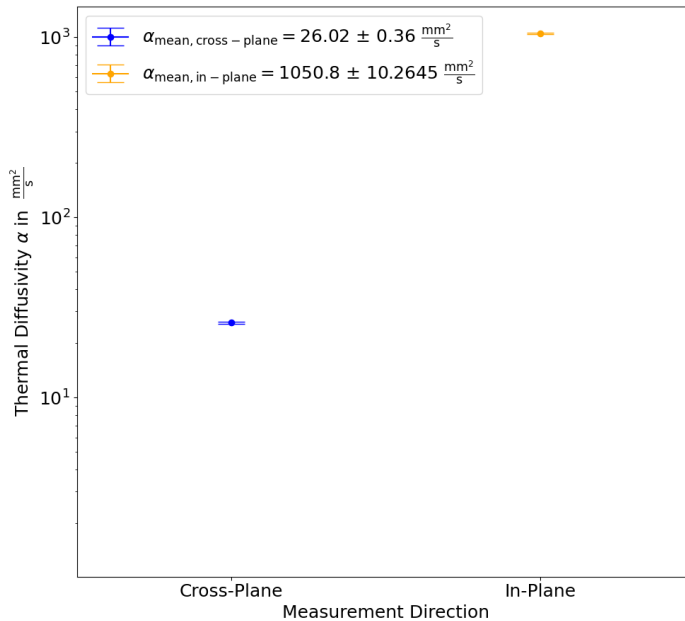
$$\alpha = \sqrt{\alpha_{\Phi} \alpha_{amp}}$$

α = thermal diffusivity [m²/s]
 ω = angular frequency (2* π *f) [1/s]
 f = modulation frequency [Hz]
 $m_{(\Phi,amp)}$ = slope of the two measurement curves once after phase and once after amplitude [1/m]



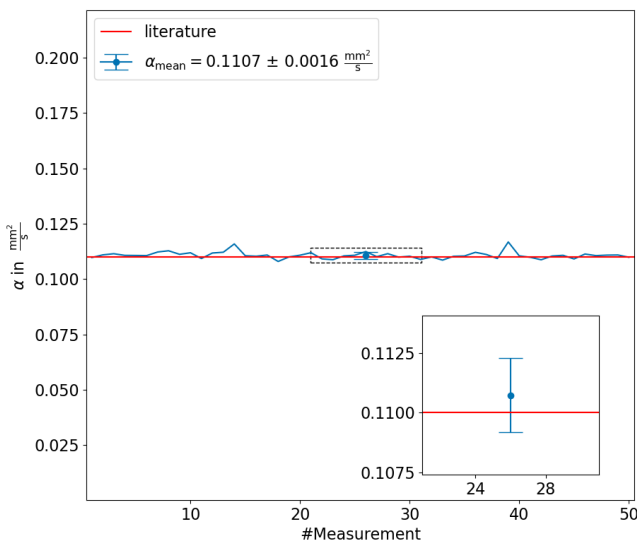
Anisotropy & Inhomogeneity Analysis

Anisotropy



The thermal conductivity of the material, graphite sheets, can be direction-dependent. In-plane and cross-plane are terms used to describe two specific transport directions within a material. While in-plane actually means within the sample perpendicular to the direction of excitation, the term cross-plane refers to the thermal conductivity of the sample in the excitation direction. The cross-plane and in-plane thermal conductivities of graphite sheets can significantly differ from each other and can easily exceed several orders of magnitude. Use cases are versatile, and its knowledge can be crucial in various applications such as electronic devices, where thermal management is an omnipresent challenge.

Inhomogeneity



Depending on the sample, the composition may vary slightly across the sample. This is normally the case for gels, pastes and polymers and so this change will also be seen in the thermal conductivity. Typically, standard LFA instruments ignore this fact and consider the whole sample at once as it is heated up by the light pulse. When interested in these differences our PLH techniques comes in handy. In contrast to the laser flash technique the sample is locally heated and you are able to check the sample for inhomogeneities. Fluctuations in thermal conductivity can lead to hot spots that affect the performance and service life of electronic devices. Ensuring homogeneous thermal conductivity distribution is crucial for effective thermal management and preventing overheating.


Technical

Temperature range	RT up to 300 °C
Heating Range	0.01 up to 20 °C/min
Samples dimensions	Ø 3,6,10,12,7 or 25,4 mm squares 5x5, 10x10 or 20x20 mm ²
Sample thickness	10 - 500 µm
Sample robot	carousel with 3 or 6 samples
Laser source	cw diode laser up to 5 W wavelength: 450 nm
Thermal Diffusivity	0.01 to 2000 mm ² /s (thickness depended)
Accuracy	±5 %
Repeatability	±5 %
Footprint	550x600x680 mm ³ 21,6x23,6x26,7 inch ³



Plus

bounds



Something

!aries

COMBINED SOLUTION

Ultimate Thermal Characterization Fusion



Combining the Laser Flash Method and the Periodic Laser Heating Method offers a range of powerful benefits that can significantly enhance your material characterization endeavors:

Experience the Power of Synergy

Combine the precision of the well-established Laser Flash Method with the dynamic prowess of the Periodic Laser Heating Method. Witness a thermal analysis revolution like never before!

Comprehensive Thermal Profiling

Dive deeper into your materials' thermal behavior. Gain a holistic understanding of thermal conductivity and diffusivity, providing a 360-degree view of performance.

Accelerate Innovation

Turbocharge your material development game! Seamlessly optimize thermal management systems, revolutionize energy storage technologies, and engineer cutting-edge electronic components with unrivaled accuracy of the Periodic Laser Heating Method. Witness a thermal analysis revolution like never before!

Faster Results, Quicker Decisions

Maximize efficiency with streamlined research processes. Rapid data acquisition and analysis mean you'll be making informed decisions faster than ever, saving you time and resources.

Versatile Applications

From academia to industrial R&D, this combo is your key to success. Conquer challenges in advanced materials, energy systems, and beyond, all while redefining the boundaries of what's possible.

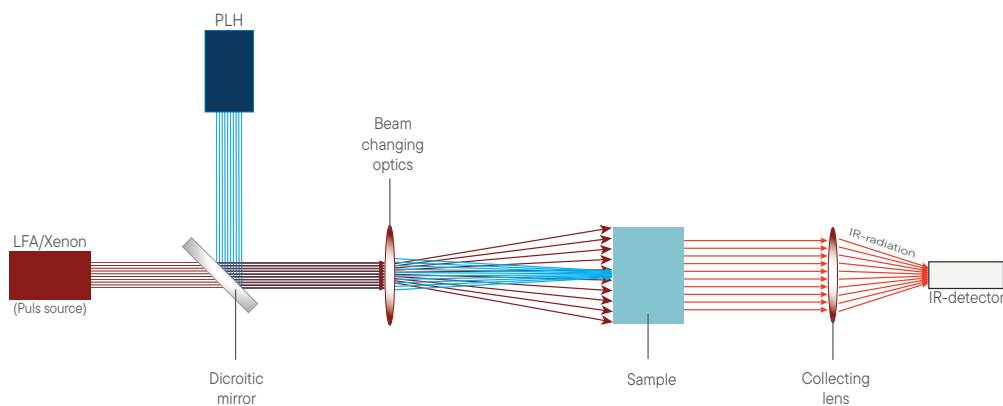
See the Unseen

Don't settle for half the picture. Unleash the true potential of your materials with a combined approach that uncovers the intricate dance between thermal properties.



Unlock unprecedented insights with the LFA and PLH method combo

- + Two measurement techniques combined in a single hardware
- + Same outside dimensions
- + 2 in 1 measurement system to analyze anisotropic materials
- + Wide measurement range from μm to mm
- + Worldwide unique system (Patent pending)
- + Upgrade from standalone to combined version




schema of the instrument design

Temperature range	RT up to 300 °C, 500 °C, 1000 °C, 1250 °C, 1600 °C
Sample dimensions	Ø 3, 6, 10, 12.7 or 25.4 mm square 5x5, 10x10 or 20x20 mm
Sample robot	carousel of 3 or 6 samples
Sample thickness	10 to 6000 μm
Thermal diffusivity	from 0.01 up to 2000 mm^2/s (thickness depended)
Accuracy	$\pm 5\%$
Repetability	$\pm 5\%$


Unmatched sample throughput

Highest throughput in the market. The combination of sample robot and integrated furnace allows unbeaten measurement turnaround times and fully automatized measurements for up to 3 or 6 samples. Depending on the sample requirements various sample holder geometries and materials are available.

Sample carriers

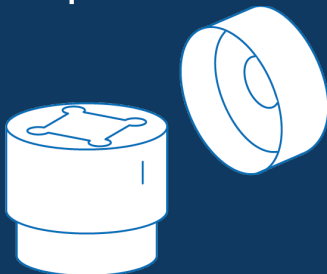


6 samples round or square
3 mm, 6 mm, 10 mm or 12.7 mm

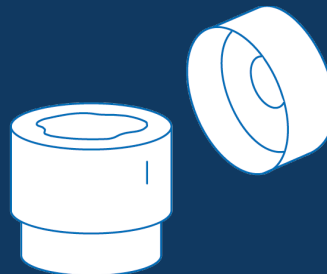


3 samples round
25.4 mm or square 20 mm

Sample holder



Sample holder square
samples 3x3 mm / 10x10 mm / 20x20 mm



Sample holder round
samples 3 mm / 6 mm / 10 mm / 12.7 mm / 25.4 mm

Software

General


- Brand new design including improved user experience
- Responsive and customizable software
- Direct link to online support
- Periodic online software updates
- Live evaluation as well as post-processing / evaluation
- Advanced storage concepts
- Data export and import in ASCII
- Multi-method measurements (LFA, PLH)
- Customized report generation
- Device Plug & Play
- Easy firmware updates
- Intelligent error handling
- Device connection via USB or LAN
- Plausibility checks before measurement

Measurement Software

- Easy and user-friendly data input for temperature
- Fully automated measurement procedure for multi sample measurements
- Specific heat and thermal conductivity measurement routine (requires reference)

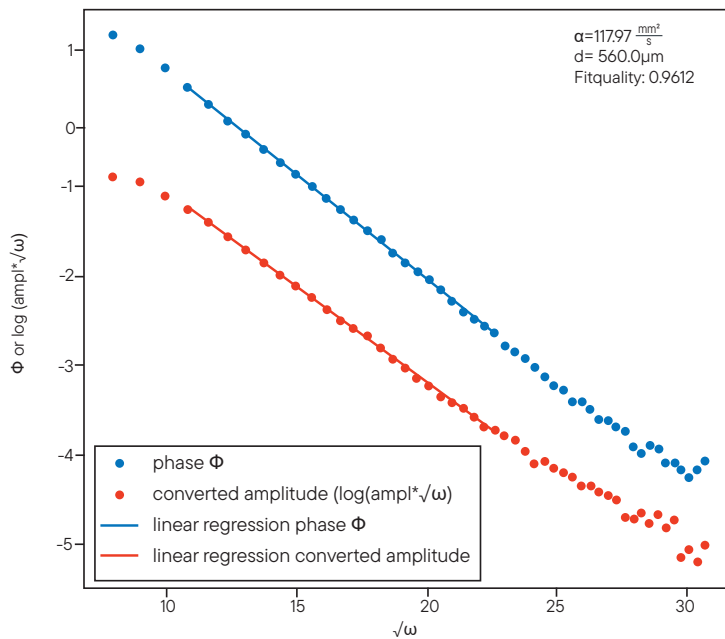
Evaluation Software

- Design update
- Improved user experience and flexibility
- Python-Interface for custom plugins
- Combining curves from different sources / measurement devices



Applications

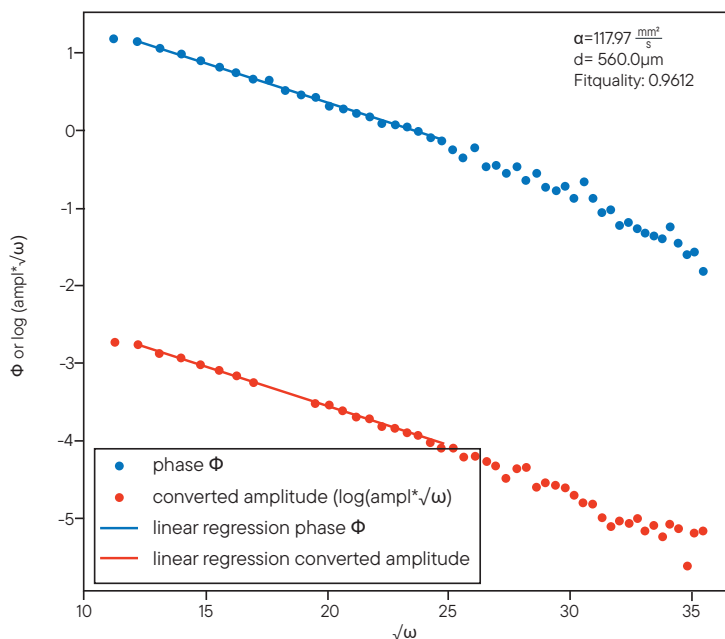
Measurement Polytetrafluoroethylene (PTFE) 100 μm



For polytetrafluoroethylene (PTFE) - a thin polymer film - better known as Teflon, the reference value of thermal diffusivity for PTFE is 0.11 mm²/s.

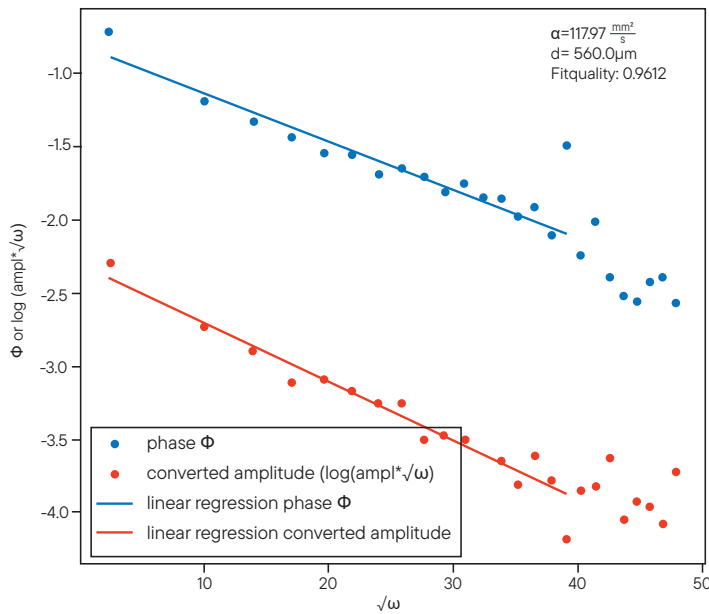
Teflon is used as a coating for pans so that food does not stick to the pan and can be easily cleaned. The thickness of these coatings varies from 30 μm to 150 μm.

Measurement Sapphire 500 μm



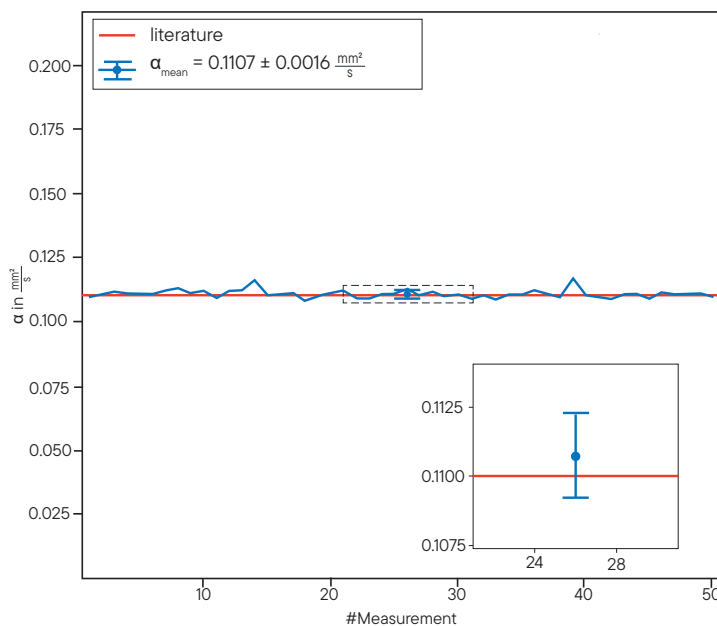
Sapphire belongs to the category of ceramic materials and has a reference thermal diffusivity value of 13.3 mm²/s. Our measurements confirm this thermal diffusivity value with a high degree of accuracy. As it has excellent thermal and optical properties, it is often used in microelectronics for laser technologies and LEDs.

Measurement Copper 500 μm



Copper foils, especially those as thin as 560 μm , are widely used as heat spreaders in the electronics industry. They play a crucial role in heat dissipation in electronic components by ensuring efficient distribution of heat, which improves the performance and longevity of devices. Their applications range from everyday devices such as smartphones and laptops to sophisticated aerospace systems. The reference value for this sample is 117 mm^2/s .

Repeatability PTFE 100 μm



The repeatability of a polytetrafluoroethylene measurement with a thickness of 105.6 μm is excellent, at just over 1%. This confirms the measurement method and its high performance.



LINSEIS

pushing boundaries

LINSEIS GmbH Germany

Vielitzerstr. 43
95100 Selb

Tel.: (+49) 9287 880 0
E-mail: info@linseis.de

LINSEIS Inc. USA

109 North Gold Drive
Robbinsville, NJ 08691

Tel.: (+1) 609 223 2070
E-mail: info@linseis.de

LINSEIS China

Kaige Scientific Park
Room 120, Building T3, No.1220
Yuqiao Road, Pudong, Shanghai

Tel.: (+86) 61 90 12 03
Tel.: (+86) 50 55 06 42
E-mail: info@linseis.com.cn

LINSEIS India

Plot 65, 2nd Floor, Sai Enclave,
Sector 23, Dwarka05-800
110077 New Delhi

Tel.: +91-11-42883851
E-mail: sales@linseis.in

RMI, s.r.o.

Pernštýnská 116
533 41 Lázně Bohdaneč
Tel: 466 921 885, 404
e-mail: sale@rmi.cz
web: www.rmi.cz



WWW.LINSEIS.COM